



GARC

GLOBAL ALLIANCE FOR RABIES CONTROL

www.rabiesalliance.org

GARC Education Programs

Rabies Educator Certificate

GARC Education Program

- The GARC Education Program is a web domain where various online courses will be hosted.
- Some courses will be open to all participants, while others will be for specific professions.
- To date, one course (the Rabies Educator Certificate) has been developed and is live on the website: <http://education.rabiesalliance.org>

Rabies Educator Certificate

The Rabies Educator Certificate (REC) program is a free online course for community educators, public health workers and anyone interested in learning how to prevent rabies in their communities.

Rabies Educator Certificate

The course will teach participants

- about rabies,
- how it is caused,
- how to prevent this disease,
- and how to communicate this life-saving information to people in their community.

The need for the REC program

- The contents of the REC course has been designed:
 - teach participants how to prevent rabies once a bite case has occurred
 - teach participants about preventing bite cases (preventing additional cost expenditure)
 - teach participants about responsible pet ownership
 - teach about vaccination
- **These points all need to be addressed in order to eliminate rabies**



Rabies Educator Certificate

- The REC Program relies on 5 modules - each with specific contents pertaining to rabies and its prevention
- Participants will work through the course material and undertake a final assessment, which will determine whether they pass the course

Rabies Educator Certificate

- The entire course can be done on the GARC Education Program website

OR

- The course work can be downloaded from the REC program and only the final assessment can be done on-line

Healthy dogs, healthy children

[Donate >](#)

Canine rabies elimination is possible. Help make it a reality >

[Me and my dog](#)

[Rabies' victims](#)

[Missed the webinar?](#)

Guidance for long term rabies prevention

The Canine Rabies Blueprint was developed by global rabies experts as a free, online resource that leads users through all of the components of a successful canine rabies control/elimination program, with links to best practice techniques, published literature, international guidelines and practical examples.

Grenada win the Global One Health Challenge

February 13, 2015

A team from St. Georges University have scooped the prize of a trip to attend the WVA/WMA One Health Conference in Madrid this May, with their comprehensive entry.

RABID BYTES

Subscribe to the GARC newsletter



Why World Rabies Day matters

Healthy dogs, healthy children

September 1, 2014

Read Pete Wedderburn's fantastic blog about rabies

"People die of rabies because they are poor"

Watch our 4 minute video

<http://youtu.be/cEZpM41MvdU>

GARC Education Programs

Because knowledge saves lives

[Click here](#)

GARC Education Program



GLOBAL ALLIANCE
FOR RABIES CONTROL

You are not logged in.

[Home](#) ▶ [Log in to the site](#)

GARC Education Programs

Log in

Username

Password

Remember username

[Forgotten your username or password?](#)

Cookies must be enabled in your browser [?](#)

Some courses may allow guest access

Is this your first time here?

Hi! For full access to courses you'll need to take a minute to create a new account for yourself on this web site. Each of the individual courses may also have a one-time "enrolment key", which you won't need until later. Here are the steps:

1. Fill out the [New Account](#) form with your details.
2. An email will be immediately sent to your email address.
3. Read your email, and click on the web link it contains.
4. Your account will be confirmed and you will be logged in.
5. Now, select the course you want to participate in.
6. If you are prompted for an "enrolment key" - use the one that your teacher has given you. This will "enrol" you in the course.
7. You can now access the full course. From now on you will only need to enter your personal username and password (in the form on this page) to log in and access any course you have enrolled in.



GLOBAL ALLIANCE
FOR RABIES CONTROL

GARC Education Programs

Registering for the GARC Education Program

- All participants will have to register for the GARC Education Program in order to gain access to the REC and various other courses that will be hosted in the future.
- The registration process is very simple and will take no more than 5 minutes to complete

Registering for the GARC Education Program



GLOBAL ALLIANCE
FOR RABIES CONTROL

You are not logged in.

[Home](#) ► [Log in to the site](#)

GARC Education Programs

Log in

Username
Password

Remember username

[Forgotten your username or password?](#)

Cookies must be enabled in your browser [?](#)

Some courses may allow guest access

Is this your first time here?

Hi! For full access to courses you'll need to take a minute to create a new account for yourself on this web site. Each of the individual courses may also have a one-time "enrolment key", which you won't need until later. Here are the steps:

1. Fill out the [New Account](#) form with your details.
2. An email will be immediately sent to your email address.
3. Read your email, and click on the web link it contains.
4. Your account will be confirmed and you will be logged in.
5. Now, select the course you want to participate in.
6. If you are prompted for an "enrolment key" - use the one that your teacher has given you. This will "enrol" you in the course.
7. You can now access the full course. From now on you will only need to enter your personal username and password (in the form on this page) to log in and access any course you have enrolled in.



GLOBAL ALLIANCE
FOR RABIES CONTROL

GARC Education Programs

▼ Choose your username and password

Username*

The password must have at least 6 characters

Password* Unmask

▼ More details

Email address*

Email (again)*

First name*

Surname*

City/town

Country

▼ Demographic Data

Age*

Sex*

Educational Level*

Occupation*

Organization/Affiliation (if appropriate)

What is your first language? (the language you use most often)*

What is your second language? (the language you use most often, next to your first language)*

Create my new account

Cancel

GARC Education Program

You are logged in as Example Participant (Log out)



GLOBAL ALLIANCE
FOR RABIES CONTROL

GARC Education Programs

ADMINISTRATION 
▶ My profile settings

Course

Rabies Educator Certificate



The Rabies Educator Certificate (REC) program is a free on-line course for community educators, public health workers and anyone interested in rabies education. By taking the course, you will be able to increase your knowledge about rabies and its prevention and control. You will also learn how to communicate information about rabies to people in your community.

The Rabies Educator Certificate (REC) Program was made possible through the support of Crucell.



Enrolling for the REC Program

Enrolment options

Rabies Educator Certificate



The Rabies Educator Certificate (REC) program is a free on-line course for community educators, public health workers and anyone interested in rabies education. By taking the course, you will be able to increase your knowledge about rabies and its prevention and control. You will also learn how to communicate information about rabies to people in your community.

The Rabies Educator Certificate (REC) Program was made possible through the support of Crucell.





GARC Education Programs

No enrolment key required.


[Enrol me](#)

REC Program – Landing Page

LOGGED IN USER 



Example Participant
Country: South Africa
City/town: Pretoria
coetzerandre@mweb.co.za

COURSE LINKS 

- [Course Overview](#)
- [Course Contents](#)
- [Final Assessment](#)
- [Course Evaluation](#)
- [Additional resources](#)
- [Contact technical assistance](#)

Course Instruction:

The Rabies Educator Certificate (REC) relies on course work, case scenarios as well as assessments regarding the work covered in each module.

Each of the five modules has a pre-assessment consisting of a multiple-choice questionnaire. Please complete the questionnaire before working through the module contents and case scenarios. Upon completing the aforementioned components, a post-assessment questionnaire should be completed. These questionnaires do not influence your final mark but should still be completed by all participants.

Once you have completed all the modules, there is a **final assessment**, which will determine whether you have mastered the contents of the REC program. The mark obtained for the **final assessment** will determine whether you have passed (>85%) the course and have qualified as an efficient rabies educator.

Please complete the provided survey upon completing the course so that we can get feedback regarding the course contents and structure.

[Course Content](#)

[Start Course](#)


OFFLINE READING


You have the option to download the course materials and study them at your own pace.

Download course [here](#).


Download activities for rabies education [here](#).

REC Program – Landing Page


LOGGED IN USER 



Example Participant
Country: South Africa
City/town: Pretoria
coetzerandre@mweb.co.za

COURSE LINKS 

- Course Overview
- Course Contents
- Final Assessment
- Course Evaluation
- Additional resources
- Contact technical assistance

OFFLINE READING 

You have the option to download the course materials and study them at your own pace.

Download course [here](#).

Download activities for rabies education [here](#).

Course Instruction:

The Rabies Educator Certificate (REC) relies on course work, case scenarios as well as assessments regarding the work covered in each module.

Each of the five modules has a pre-assessment consisting of a multiple-choice questionnaire. Please complete the questionnaire before working through the module contents and case scenarios. Upon completing the aforementioned components, a post-assessment questionnaire should be completed. These questionnaires do not influence your final mark but should still be completed by all participants.

Once you have completed all the modules, there is a **final assessment**, which will determine whether you have mastered the contents of the REC program. The mark obtained for the **final assessment** will determine whether you have passed (>85%) the course and have qualified as an efficient rabies educator.

Please complete the provided survey upon completing the course so that we can get feedback regarding the course contents and structure.

[Course Content](#) [Start Course](#)

REC Program – Landing Page

LOGGED IN USER



Example Participant

Country: South Africa

City/town: Pretoria

coetzerandre@mweb.co.za

COURSE LINKS

[Course Overview](#)

[Course Contents](#)

[Final Assessment](#)

[Course Evaluation](#)

[Additional resources](#)

[Contact technical assistance](#)

OFFLINE READING

You have the option to download the course materials and study them at your own pace.

Download course [here](#).

Download activities for rabies education [here](#).

Course Instruction:

The Rabies Educator Certificate (REC) relies on course work, case scenarios as well as assessments regarding the work covered in each module.

Each of the five modules has a pre-assessment consisting of a multiple-choice questionnaire. Please complete the questionnaire before working through the module contents and case scenarios. Upon completing the aforementioned components, a post-assessment questionnaire should be completed. These questionnaires do not influence your final mark but should still be completed by all participants.

Once you have completed all the modules, there is a **final assessment**, which will determine whether you have mastered the contents of the REC program. The mark obtained for the **final assessment** will determine whether you have passed (>85%) the course and have qualified as an efficient rabies educator.

Please complete the provided survey upon completing the course so that we can get feedback regarding the course contents and structure.

[Course Content](#)

[Start Course](#)

REC Program – Landing Page

LOGGED IN USER



Example Participant

Country: South Africa

City/town: Pretoria

coetzerandre@mweb.co.za

COURSE LINKS

[Course Overview](#)

[Course Contents](#)

[Final Assessment](#)

[Course Evaluation](#)

[Additional resources](#)

[Contact technical assistance](#)

OFFLINE READING

You have the option to download the course materials and study them at your own pace.

Download course [here](#).

Download activities for rabies education [here](#).

Course Instruction:

The **Rabies Educator Certificate (REC)** relies on course work, case scenarios as well as assessments regarding the work covered in each module.

Each of the five modules has a pre-assessment consisting of a multiple-choice questionnaire. Please complete the questionnaire before working through the module contents and case scenarios. Upon completing the aforementioned components, a post-assessment questionnaire should be completed. These questionnaires do not influence your final mark but should still be completed by all participants.


Once you have completed all the modules, there is a **final assessment**, which will determine whether you have mastered the contents of the **REC** program. The mark obtained for the **final assessment** will determine whether you have passed (>85%) the course and have qualified as an efficient rabies educator.


Please complete the provided survey upon completing the course so that we can get feedback regarding the course contents and structure.

[Course Content](#)

[Start Course](#)


Rabies Educator Certificate

LOGGED IN USER 



Example Participant
Country: South Africa
City/town: Pretoria
coetzerandre@mweb.co.za



COURSE LINKS 

Course Contents


Final Assessment

Course Evaluation

References

Contact system administrator



ADMINISTRATION 

▶ Course administration

▶ My profile settings



Module Content and Objectives

Module 1: What is rabies, and how do people and animals get the disease?

- Define what rabies is, and how it is transmitted
- Discuss why we need to eliminate rabies
- Identify how rabies kills humans and animals
- Recognize the signs of rabies in humans and animals
- Know what to do when signs of rabies appear in humans and animals

Module 2: How to avoid dog bites and prevent rabies

- Know what to do to avoid dog bites
- Know what to do if a rabid dog attacks
- Know what to do if a person has been bitten
- Know what to do with the biting animal

Module 3: Caring for animals

- Discuss the five freedoms which ensure the well-being of animals
- Discuss other ways pet owners can prevent dog bites and rabies
- Talk about the advantages of dog vaccination

Module 4: Understanding the role of a community educator in preventing dog bites and rabies

- Discuss how a community educator can help prevent dog bites and rabies
- Discuss the challenges of preventing dog bites and rabies

Module 5: Communicating with people

- Describe instances where you can provide information about rabies
- Describe how to prepare when communicating to a bigger group
- Explain recommended steps to communicate effectively
- Enumerate and explain what makes a good communicator
- Describe principles of adult learning
- Explain different techniques for learning sessions

Final Assessment

Rabies Educator Certificate

LOGGED IN USER



Example Participant

Country: South Africa
City/town: Pretoria
coetzerandre@mweb.co.za

COURSE LINKS

Course Contents

Final Assessment

Course Evaluation

References

Contact system administrator

ADMINISTRATION

▶ Course administration

▶ My profile settings

Module Content and Objectives

Module 1: What is rabies, and how do people and animals get the disease?

- Define what rabies is, and how it is transmitted
- Discuss why we need to eliminate rabies
- Identify how rabies kills humans and animals
- Recognize the signs of rabies in humans and animals
- Know what to do when signs of rabies appear in humans and animals

Module 2: How to avoid dog bites and prevent rabies

- Know what to do to avoid dog bites
- Know what to do if a rabid dog attacks
- Know what to do if a person has been bitten
- Know what to do with the biting animal

Module 3: Caring for animals

- Discuss the five freedoms which ensure the well-being of animals
- Discuss other ways pet owners can prevent dog bites and rabies
- Talk about the advantages of dog vaccination

Module 4: Understanding the role of a community educator in preventing dog bites and rabies

- Discuss how a community educator can help prevent dog bites and rabies
- Discuss the challenges of preventing dog bites and rabies

Module 5: Communicating with people

- Describe instances where you can provide information about rabies
- Describe how to prepare when communicating to a bigger group
- Explain recommended steps to communicate effectively
- Enumerate and explain what makes a good communicator
- Describe principles of adult learning
- Explain different techniques for learning sessions

Final Assessment

Pre-Module Quiz

Module I: Pre-Module Quiz

We have a few questions for you to answer before you proceed to Module 1. Please attempt the pre-module quiz at least once before you continue with the lesson. Once you have done the quiz, you can click the "Proceed to Module 1" button to start the lesson.

Grading method: First attempt

Attempt assessment now

The pre- and post-module quizzes are all based on multiple choice and true/false questions

Pre-Module Quiz

Rabies Educator Certificate

QUIZ NAVIGATION

1 2 3 4 5 6

7 8 9

Finish review

Started on	Thursday, 12 February 2015, 1:51 AM
State	Finished
Completed on	Thursday, 12 February 2015, 1:52 AM
Time taken	1 min
Marks	9.00/9.00
Grade	10.00 out of 10.00 (100%)
Feedback	Proceed to Module 1

Module 1: Course Contents

Module 1: What is rabies, and how do people and animals get the disease?

You have earned 0 point(s) out of 0 point(s) thus far.

What is rabies?

Rabies is a zoonotic disease caused by a virus. A zoonotic disease means that, if an animal (more specifically warm-blooded mammals in the case of rabies) has the disease, it can pass it on to humans. So if a dog has rabies, and it bites a human, it can pass the disease on to the human.

Rabies is the deadliest disease on earth and you will have a 99.9% chance of dying if you do not get treatment immediately after getting infected. The treatment for rabies will however ensure that you are protected against the deadly disease.



A free-roaming dog is at high risk of getting different kinds of disease and can pass it on to people.

Next

You have completed 0% of the module

Module 1: Course Contents

Module 1: What is rabies, and how do people and animals get the disease?

You have earned 0 point(s) out of 0 point(s) thus far.

How do people and animals get the disease?

Human beings can get rabies if an infected animal bites, licks or scratches them. In fact, someone can get the disease if the saliva from an infected animal gets into their body **through any opening**. If you get the saliva in your **eyes**, for example, it can give you rabies.

Previous

Next

You have completed 42% of the module

42%

Module 1: Course Contents

Module 1: What is rabies, and how do people and animals get the disease?

You have earned 0 point(s) out of 0 point(s) thus far.

Module 1: Concluding remarks

You have now completed all the work in Module 1: What is rabies, and how do people and animals get the disease.

Please feel free to go through the work again if you do not feel comfortable with the contents of the module.

When you are ready, you can click the following button that will redirect you to a "case scenario" where you will be asked to answer specific questions regarding the work in this module. These questions will have no influence on your **final assessment** mark and are only used to test your knowledge of the work in this module.

[Proceed to Module 1: Case Scenario](#)

[Previous](#)

You have completed 83% of the module

83%

MODULE 1: WHAT IS RABIES, AND HOW DO PEOPLE AND ANIMALS GET THE DISEASE?

Module 1: Pre-Module Quiz

What is rabies?

How big is the rabies problem?

How do people and animals get the disease?

Can rabies be transmitted in food?

After a person has been bitten, licked or scratched by an animal with rabies

After an animal has been bitten, licked or scratched by an animal with rabies

So how do we know if someone has developed rabies?

Module 1: Course Contents

Module 1: What is rabies, and how do people and animals get the disease?

You have earned 0 point(s) out of 0 point(s) thus far.

Module 1: Concluding remarks

You have now completed all the work in Module 1: What is rabies, and how do people and animals get the disease.

Please feel free to go through the work again if you do not feel comfortable with the contents of the module.

When you are ready, you can click the following button that will redirect you to a "case scenario" where you will be asked to answer specific questions regarding the work in this module. These questions will have no influence on your *final assessment* mark and are only used to test your knowledge of the work in this module.

Proceed to Module 1: Case Scenario

Previous

You have completed 83% of the module

83%

MODULE 1: WHAT IS RABIES, AND HOW DO PEOPLE AND ANIMALS GET THE DISEASE?

Module 1: Pre-Module Quiz

What is rabies?

How big is the rabies problem?

How do people and animals get the disease?

Can rabies be transmitted in food?

After a person has been bitten, licked or scratched by an animal with rabies

After an animal has been bitten, licked or scratched by an animal with rabies

So how do we know if someone has developed rabies?

Module 1: Case Scenario

Question 2

Not yet answered

Marked out of 1.00

Flag question

Imagine someone comes to you and tells you they have seen a dog wandering around the village and acting strangely. It keeps circling round and round, and snapping at the air. What would you suggest?

Paragraph

B *I* [List] [List] [Link] [Image] [Video]

Path: p

Question 3

Not yet answered

What if someone comes to you and asks about the signs of rabies in humans? Try to imagine what each of the signs might look like in a person and type them in the box

Module 1: Case Scenario

Module I: Case Scenario

Please complete the following questions before you take the post-quiz for this module. The answers you give in the case scenario will only determine whether you understand the contents of the specific module and will not influence your **final assessment** score. Once you have answered these questions, you can click the following button to take you to the Module 1: Post-quiz

Proceed to Module 1: Post-Module Quiz

Attempts allowed: 1

Summary of your previous attempts

State	Review
Finished Submitted Thursday, 5 February 2015, 2:50 AM	Review

No more attempts are allowed

Back to the course

Module 1: Post-Module Quiz

Module I: Post-Module Quiz

Please complete this quiz regarding the work you just studied at least once. The mark of this quiz will not influence your *final assessment* mark and may be attempted numerous times.

After completing the quiz, you can click the button to take you back to the course contents

Grading method: First attempt

Attempt assessment now

Module 1: Post-Module Quiz

Rabies Educator Certificate


QUIZ NAVIGATION




Finish review


Started on	Thursday, 12 February 2015, 1:57 AM
State	Finished
Completed on	Thursday, 12 February 2015, 1:58 AM
Time taken	51 secs
Marks	9.00/9.00
Grade	10.00 out of 10.00 (100%)
Feedback	Return to Course Contents


Rabies Educator Certificate


LOGGED IN USER 




Example Participant
Country: South Africa
City/town: Pretoria
coetzerandre@mweb.co.za






COURSE LINKS 


Course Contents

Final Assessment 


Course Evaluation

References

Contact system administrator 

ADMINISTRATION 

▶ Course administration

▶ My profile settings 

Module Content and Objectives

Module 1: What is rabies, and how do people and animals get the disease?

- Define what rabies is, and how it is transmitted
- Discuss why we need to eliminate rabies
- Identify how rabies kills humans and animals
- Recognize the signs of rabies in humans and animals
- Know what to do when signs of rabies appear in humans and animals

Module 2: How to avoid dog bites and prevent rabies

- Know what to do to avoid dog bites
- Know what to do if a rabid dog attacks
- Know what to do if a person has been bitten
- Know what to do with the biting animal

Module 3: Caring for animals

- Discuss the five freedoms which ensure the well-being of animals
- Discuss other ways pet owners can prevent dog bites and rabies
- Talk about the advantages of dog vaccination

Module 4: Understanding the role of a community educator in preventing dog bites and rabies

- Discuss how a community educator can help prevent dog bites and rabies
- Discuss the challenges of preventing dog bites and rabies

Module 5: Communicating with people


- Describe instances where you can provide information about rabies
- Describe how to prepare when communicating to a bigger group
- Explain recommended steps to communicate effectively
- Enumerate and explain what makes a good communicator
- Describe principles of adult learning
- Explain different techniques for learning sessions

Final Assessment

Back

Final Assessment

- Once all the work has been studied and the participant feels ready the final assessment can be undertaken

COURSE LINKS 

Course Contents

Final Assessment

Course Evaluation

References

Contact system administrator

Module 5: Communicating with people

- Describe instances where you can provide information about rabies
- Describe how to prepare when communicating to a bigger group
- Explain recommended steps to communicate effectively
- Enumerate and explain what makes a good communicator
- Describe principles of adult learning
- Explain different techniques for learning sessions

Final Assessment

Back

Final Assessment

Final Assessment

Once you are ready, you can start the **two** attempts of the final assessment and if you score 85% or better you will receive a printable certificate of completion. If you fail your first attempt you will have one week to study for your second (and last) attempt at passing the final assessment.

Attempts allowed: 2

Grading method: Highest grade

[Attempt assessment now](#)

Final Assessment

- The final assessment relies on multiple choice and true/false questions of all of the work covered in the REC program.
- Participants will have **two attempts** to score more than **85%** for the final assessment in order to pass the REC program

Final Assessment - Fail

Highest grade: 30 / 100.

Overall feedback

Sorry, but you have not scored enough correct marks to pass this attempt at the assessment.

If this was your first attempt you have one week (7days) to study all of the work again, after which you can take one last attempt at the assessment.

If this was your second attempt, you you did not master the course contents for the **Rabies Educator Certificate** and will thus not receive a certificate.

You must wait before you may re-attempt this quiz. You will be allowed to start another attempt after Tuesday, 17 February 2015, 3:49 AM.

[Back to the course](#)

Final Assessment - Pass

Summary of your previous attempts

Attempt	State	Marks / 40	Grade / 100	Review	Feedback
1	Finished Submitted Thursday, 12 February 2015, 2:39 AM	40	100	Review	View Certificate of Completion

Highest grade: 100 / 100.

Overall feedback

[View Certificate of Completion](#)

Final Assessment - Pass

Summary of your previous attempts

Attempt	State	Marks / 40	Grade / 100	Review	Feedback
1	Finished Submitted Thursday, 12 February 2015, 2:39 AM	40	100	Review	View Certificate of Completion

Highest grade: 100 / 100.

Overall feedback

[View Certificate of Completion](#)

CERTIFICATE of ACHIEVEMENT

THIS ACKNOWLEDGES THAT

HAS SUCCESSFULLY COMPLETED THE

RABIES EDUCATOR CERTIFICATE



Professor Louis H. Nel, Executive Director



General Feedback

- The REC course has been designed to be very user friendly and has a workflow that is very easy to maintain
- Each module provides very specific and clear information that is applicable to all participants
- Participants can complete the entire course in approximately **4 – 7 hours** depending on their background and prior knowledge

Future Endeavours

- The REC course will be translated to additional languages in the near future in order to make the course easier to undertake by participants
- The languages will include: French and Spanish (among others)

Future Endeavours

- The GARC Education Program will be hosting several courses in the near future.
- The courses will cover specific rabies-related information to:
 - Rabies, Animal handlers and the “One Health” approach (being developed)
 - Rabies, Veterinarians and the “One Health” approach (prospective course)
 - Rabies, Doctors and the “One Health” approach (prospective course)

Thank you

