

CHOLERA IN YEMEN

6th Annual Meeting , Global Task Force on Cholera Control
3-4 June 2019, Veyrier du Lac, France



147 districts are high priority -- there are reported suspected cases in 296/333 districts (1 January – 26 May 2019)




353,079
Suspected Cholera




111
Attack Rate / 10,000



630
Deaths



0.18%
CFR

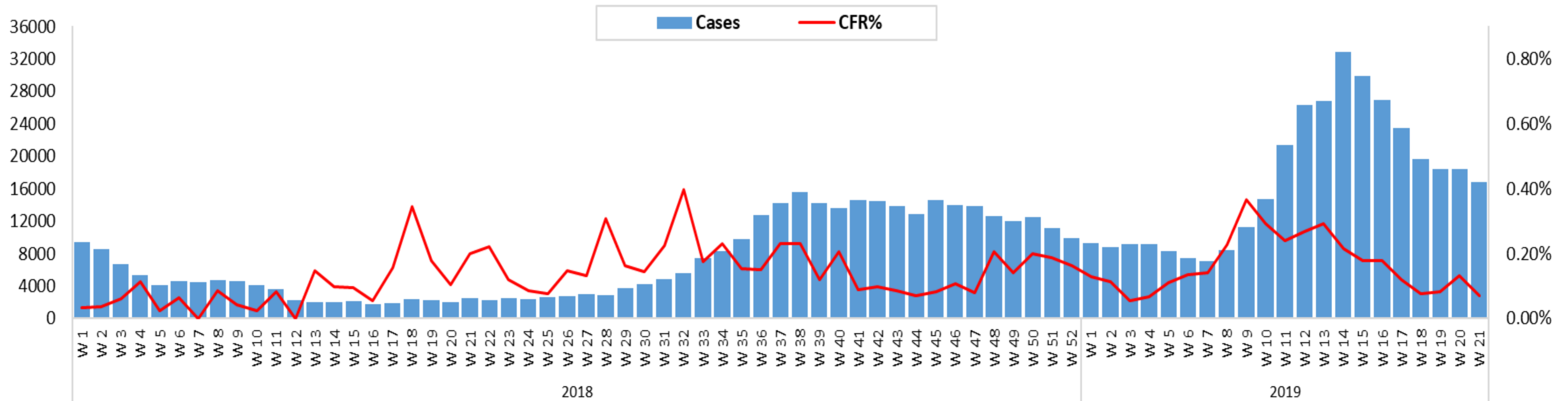


59%
Positive RDTs



22.5%
Children < 5

Epidemic curve from 1 Jan 2018 to 26 May 2019



Health/WASH Response for Cholera Control



Integrated Cholera Strategic Plan

- divided into three phases (preparedness, response, & prevention);
 - set of activities specifying implementing/funding agency, performance indicators & verification methods.
- coordination is at the heart of the strategy to ensure allocation/utilization of resources and avoid duplications;
 - 27 EOCs (2 central and 25 gov. level- MOPHP) and 1 central EOC (MoWE) across the country.



Rapid Response Teams and Surge Teams

- 333 district health RRTs (1665 ppl)
- 30 surge field epidemiologists
- 750 WASH RRTs (1500 ppl)



Case Management

- 230 DTCs and 1053 ORCs-- provision of essential commodities: medicines, medical supplies, safe water, WASH material, fuel and incentives for the healthcare workers;
- capacity building to more than 1000 HWs -- case management, case definition, IPC

Health/WASH Response for Cholera Control



WASH

- Reparation/rehabilitation of urban/rural water and sanitation systems including in health facilities and schools;
- Establishment of water safety programme in high risk areas;
- Implementation of quick impact projects - repair of damages pipe networks/desludging;
- Water quality monitoring activities have been expanded to healthcare facilities.
- Capacity building efforts are being strengthened, targeting WASH partners and authorities on water quality monitoring.
- Provision of water and WASH materials to DTCs and ORPs while strengthening infection prevention and control at these facilities.
- Chlorination activities in priority districts and provided fuel and spare parts to keep going water supply and sanitation networks.
- Coordination between UNICEF and WHO has significantly improved.

Health/WASH Response for Cholera Control

2018 OCV activities

The first-ever oral cholera vaccination door-to-door campaign in Yemen was launched on 6 May in 8 districts from 3 governorates.

OCV 1st and 2nd dose rounds in 3 governorates, 2018

Governorate	District	Target population	Doses distrib.	1 dose received only	2 doses received	OCV 1 dose	OCV 2 doses	OCV with at least one dose
Aden	Al Buraiqeh	101,500	119,278	30,396	49,051	30%	48%	78%
	Attawahi	85,910	92,384	15,872	43,717	18%	51%	69%
	Al Mualla	75,912	94,014	5,978	44,556	8%	59%	67%
	Khur Maksar	70,376	8,264	14,644	38,316	21%	54%	75%
	Sira (Craiter)	119,707	122,161	3,739	60,193	3%	50%	53%
Al Hodeidah	Al Hali	247,812	194,401	95,581	49,410	39%	20%	59%
	Al Marawiha	188,363	303,277	32,045	135,616	17%	72%	89%
Ibb	Hazm Eludein	102,955	199,315	12,457	93,429	12%	91%	103%
Total		992,535	1,133,094	210,712	514,288	21%	52%	73%

Health/WASH Response for Cholera Control

2019 OCV activities

- Two door-to-door campaigns (OCV 1st dose) were conducted targeting a total of 7 districts;
- 2nd dose OCV campaigns in the below mentioned districts will be implemented as soon as the doses are released by GTFCC.

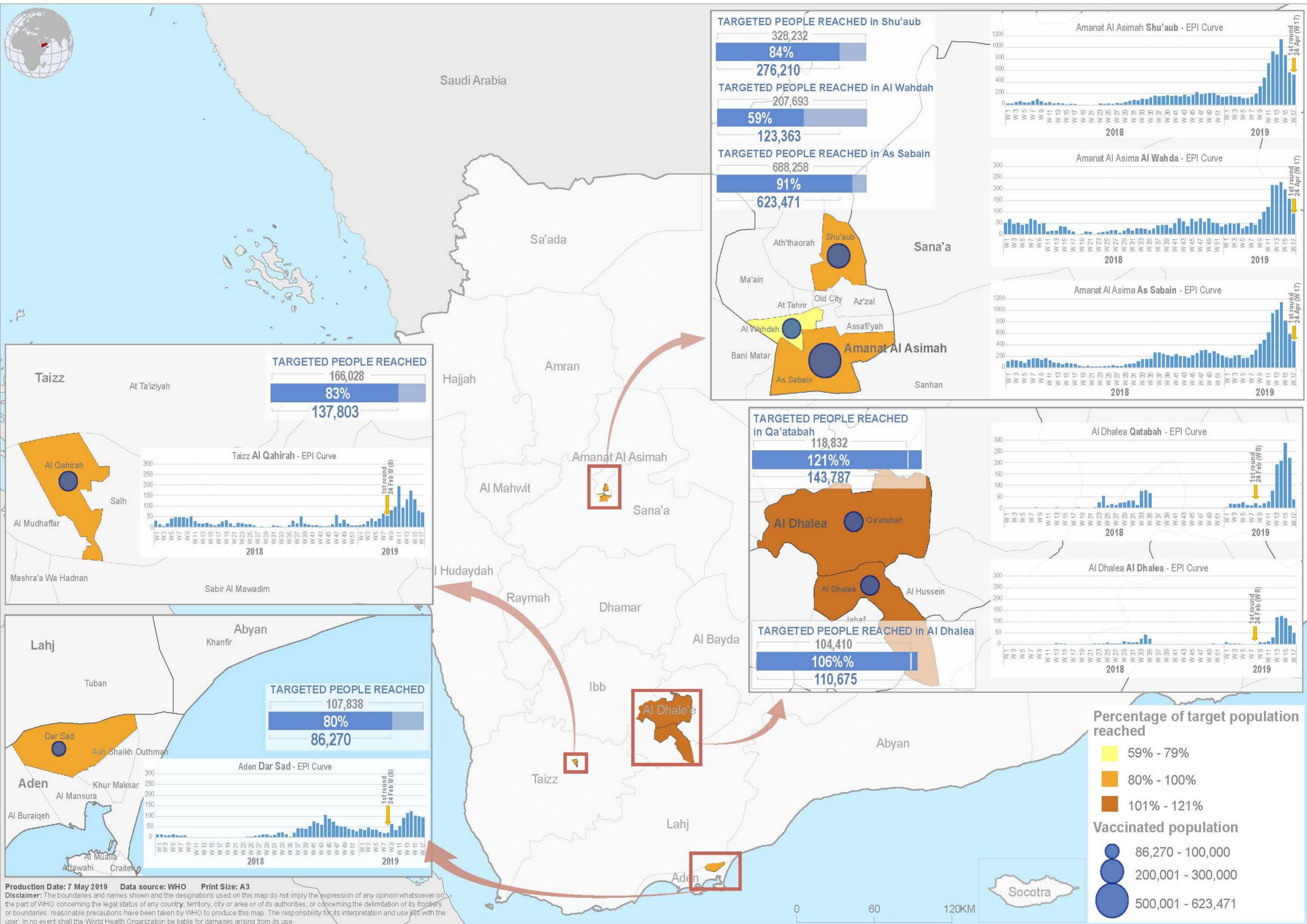
OCV 1st dose round in Amanat Al Asimah governorate: 24th of April – 2nd of May 2019

Governorate	District	Targeted population	1st dose received	2nd dose received*	Total Vaccinated	Administrative coverage 1st dose
Amanat Al Asimah	As Sabain	688,258	660,615	37	660,652	96%
	Al Wahdah	207,693	133,571	37	133,608	64%
	Shu'aub	328,232	293,747	11	293,758	89%
Total		1,224,183	1,087,933	85	1,088,018	89%

OCV 1st dose round in three governorates: 24th of February – 1st of March 2019

Governorate	District	Targeted Population	1st dose received	Administrative coverage 1st dose
Aden	Dar Saad	108,464	86,270	80%
Al Dhale'e	Ad Dhale'e	104,555	110,675	106%
	Qa'atabah	118,635	143,787	121%
Taizz	Al Qahirah	166,230	137,803	83%
Total		497,884	478,535	96%

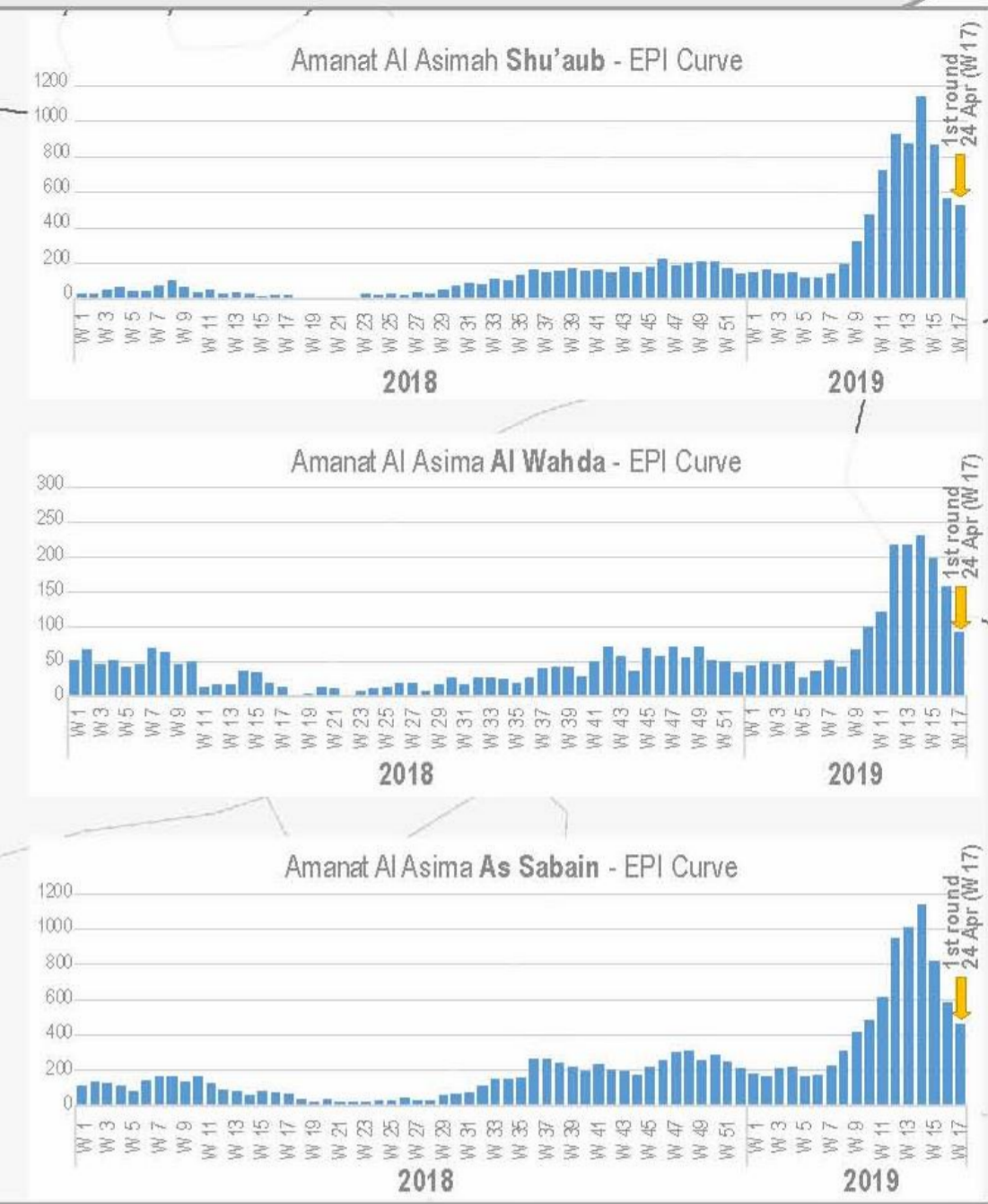
Yemen: Vaccination campaign 2019



TARGETED PEOPLE REACHED in Shu'aub
 328,232
 84%
 276,210

TARGETED PEOPLE REACHED in Al Wahdah
 207,693
 59%
 123,363

TARGETED PEOPLE REACHED in As Sabain
 688,258
 91%
 623,471

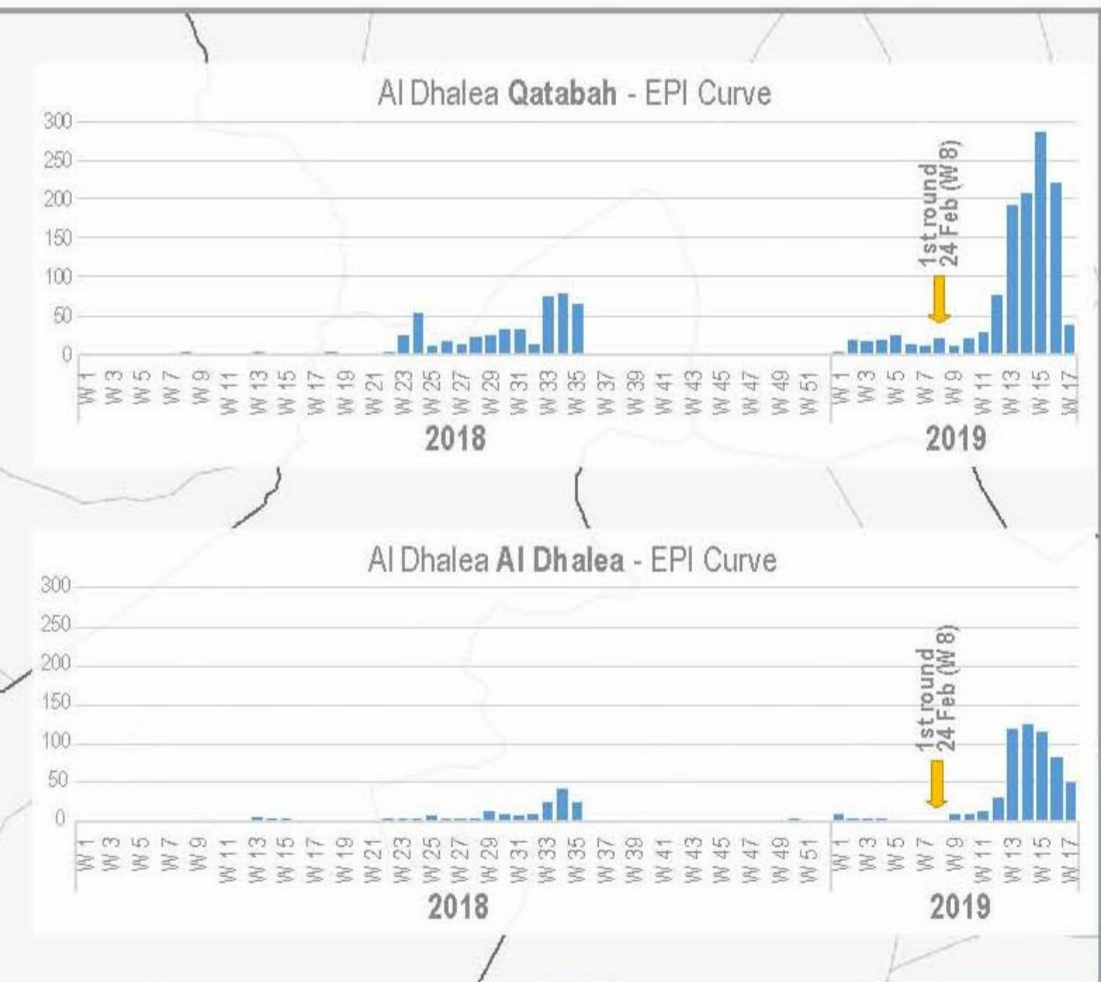


TARGETED PEOPLE REACHED
 166,028
 83%
 137,803

Taizz Al Qahirah - EPI Curve

TARGETED PEOPLE REACHED in Qa'atabah
 118,832
 121%
 143,787

TARGETED PEOPLE REACHED in Al Dhalea
 104,410
 106%
 110,675



TARGETED PEOPLE REACHED
 107,838
 80%
 86,270

Aden Dar Sad - EPI Curve

Percentage of target population reached

- 59% - 79%
- 80% - 100%
- 101% - 121%

Vaccinated population

- 86,270 - 100,000
- 200,001 - 300,000
- 500,001 - 623,471

0 60 120KM

Way Forward / GTFCC support

➤ OCV

- It is expected that a new request for additional doses will be made upon completion of a new risk assessment;

➤ Capacity building

- Training package on cholera response, case management, IPC...

➤ SOPs

- SOPs for sample collection, randomization, RDT and lab culture throughout the course of the outbreak until the end.